


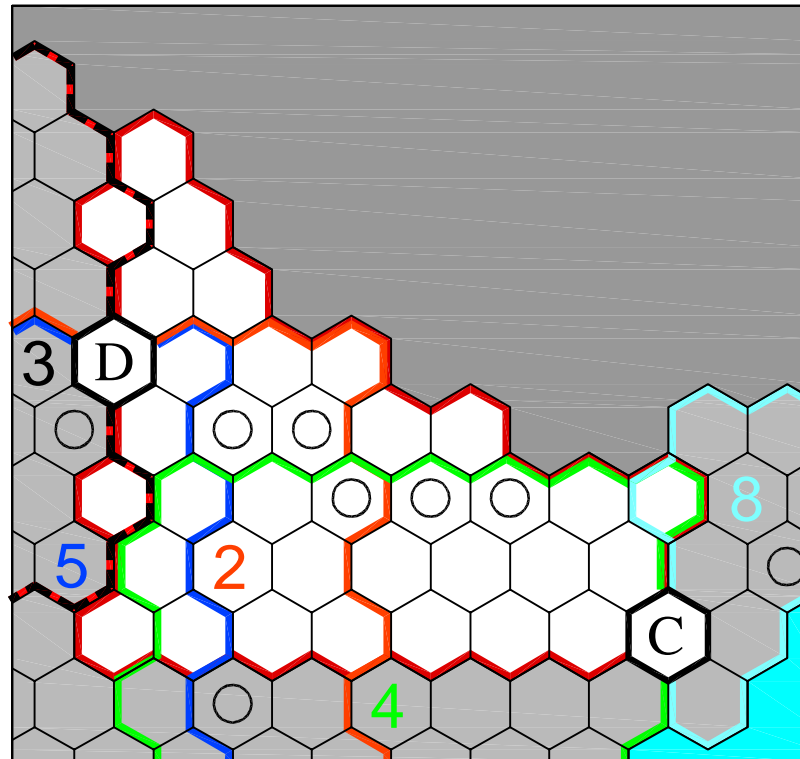
# 1853

## ① EAST INDIAN RAILWAY



### PHASES

1	Trains: 2 max. 4 Trains + <i>yellow</i> Track Tiles
2	Trains: 3,2,2M max. 4 Trains + <i>green</i> Track Tiles
3	Trains: 4,3,3M,2M max. 3 Trains + <i>brown</i> Track Tiles
4	Trains: 6,5,4,4M,3M max. 2 Trains + <i>grey</i> Track Tiles



- 1 EIR
- 2 GIP
- 3 NWR
- 4 BNR
- 5 BBCI
- 6 MSM
- 7 SIR
- 8 BAR

### COSTS


Track :	normal	smal
single River	40,-	30,-
Rivers	60,-	40,-
Hills	80,-	50,-
Mountains	140,-	70,-
Himalaya	240,-	100,-

## TRAINS

## DEPOTS

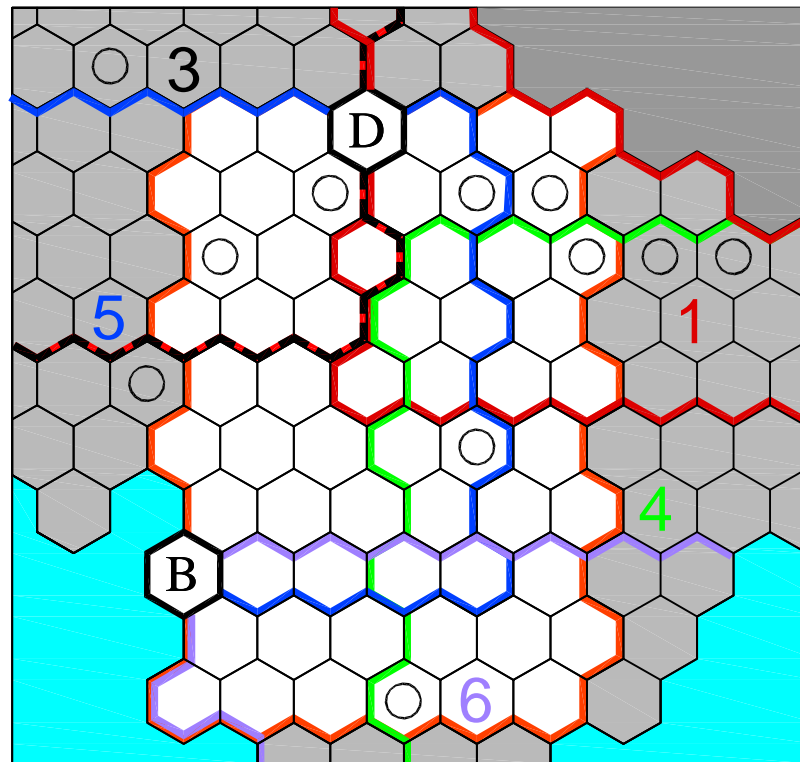
# 1853

## ② GREAT INDIAN PENINSULA RLY.



### PHASES

1	Trains: 2 max. 4 Trains + <i>yellow</i> Track Tiles
2	Trains: 3,2,2M max. 4 Trains + <i>green</i> Track Tiles
3	Trains: 4,3,3M,2M max. 3 Trains + <i>brown</i> Track Tiles
4	Trains: 6,5,4,4M,3M max. 2 Trains + <i>grey</i> Track Tiles



- 1 EIR
- 2 GIP
- 3 NWR
- 4 BNR
- 5 BBCI
- 6 MSM
- 7 SIR
- 8 BAR

### COSTS


Track :	normal	smal
single River	40,-	30,-
Rivers	60,-	40,-
Hills	80,-	50,-
Mountains	140,-	70,-
Himalaya	240,-	100,-

# TRAINS

# DEPOTS

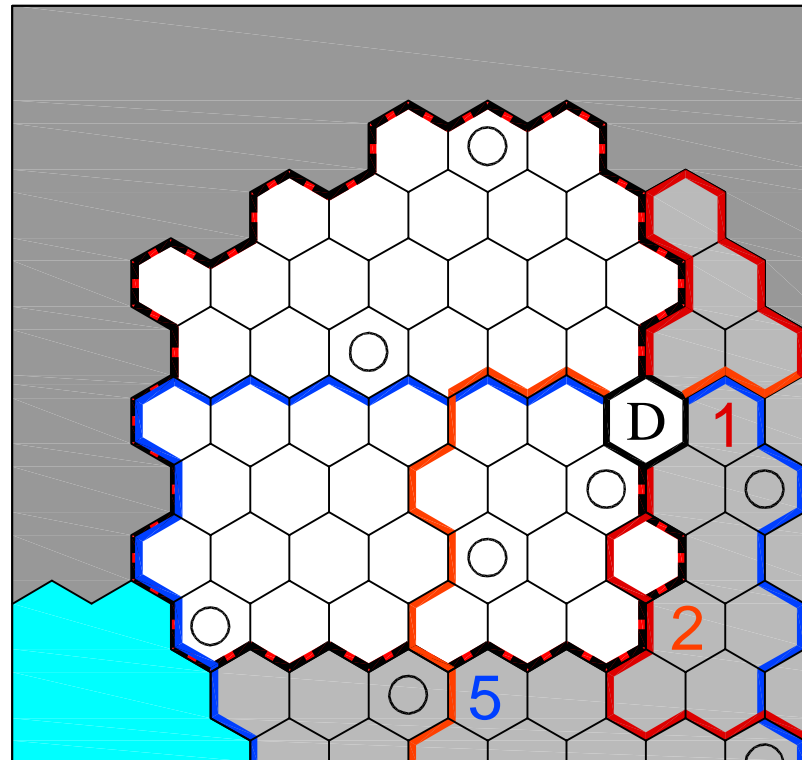
# 1853

## ③ NORTH WESTERN RAILWAY



### PHASES

1	Trains: 2 max. 4 Trains + <i>yellow</i> Track Tiles
2	Trains: 3,2,2M max. 4 Trains + <i>green</i> Track Tiles
3	Trains: 4,3,3M,2M max. 3 Trains + <i>brown</i> Track Tiles
4	Trains: 6,5,4,4M,3M max. 2 Trains + <i>grey</i> Track Tiles



- 1 EIR
- 2 GIP
- 3 NWR
- 4 BNR
- 5 BBCI
- 6 MSM
- 7 SIR
- 8 BAR

### COSTS


Track :	normal	smal
single River	40,-	30,-
Rivers	60,-	40,-
Hills	80,-	50,-
Mountains	140,-	70,-
Himalaya	240,-	100,-

# TRAINS

# DEPOTS

# 1853

## ④ BENGAL NAGPUR RAILWAY



### PHASES

1	Trains: 2 max. 4 Trains + <i>yellow</i> Track Tiles
2	Trains: 3,2,2M max. 4 Trains + <i>green</i> Track Tiles
3	Trains: 4,3,3M,2M max. 3 Trains + <i>brown</i> Track Tiles
4	Trains: 6,5,4,4M,3M max. 2 Trains + <i>grey</i> Track Tiles

### TRAINS



- 1 EIR
- 2 GIP
- 3 NWR
- 4 BNR
- 5 BBCI
- 6 MSM
- 7 SIR
- 8 BAR


### COSTS

Track :	normal	smal
single River	40,-	30,-
Rivers	60,-	40,-
Hills	80,-	50,-
Mountains	140,-	70,-
Himalaya	240,-	100,-

### DEPOTS

# 1853

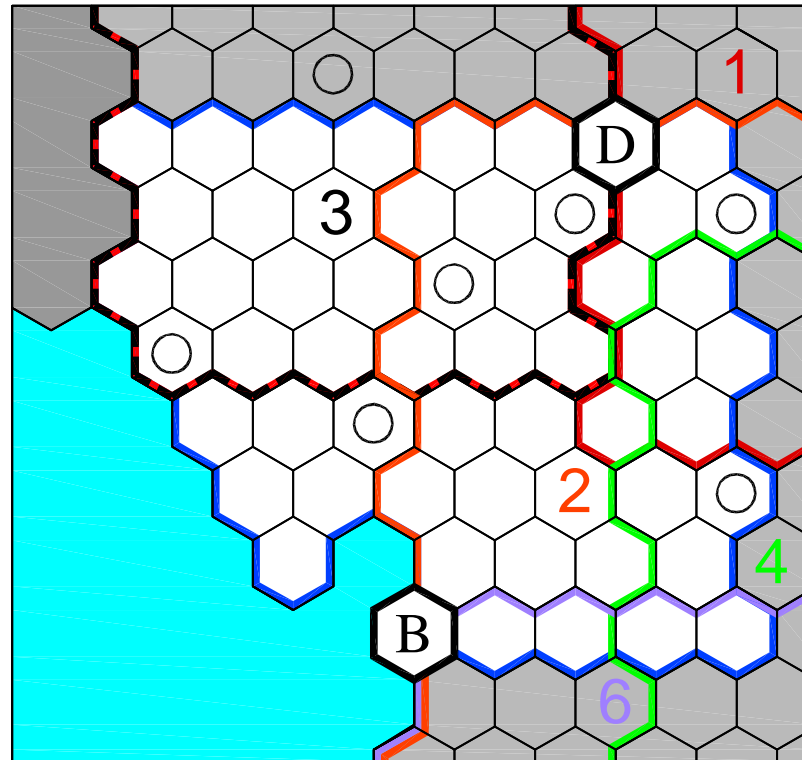
## 5 BOMBAY, BARODA & CENTRAL INDIA RLY.



### PHASES

1	Trains: 2 max. 4 Trains + <i>yellow</i> Track Tiles
2	Trains: 3,2,2M max. 4 Trains + <i>green</i> Track Tiles
3	Trains: 4,3,3M,2M max. 3 Trains + <i>brown</i> Track Tiles
4	Trains: 6,5,4,4M,3M max. 2 Trains + <i>grey</i> Track Tiles

### TRAINS



- 1 EIR
- 2 GIP
- 3 NWR
- 4 BNR
- 5 BCCI
- 6 MSM
- 7 SIR
- 8 BAR


### COSTS

Track :	normal	smal
single River	40,-	30,-
Rivers	60,-	40,-
Hills	80,-	50,-
Mountains	140,-	70,-
Himalaya	240,-	100,-

### DEPOTS

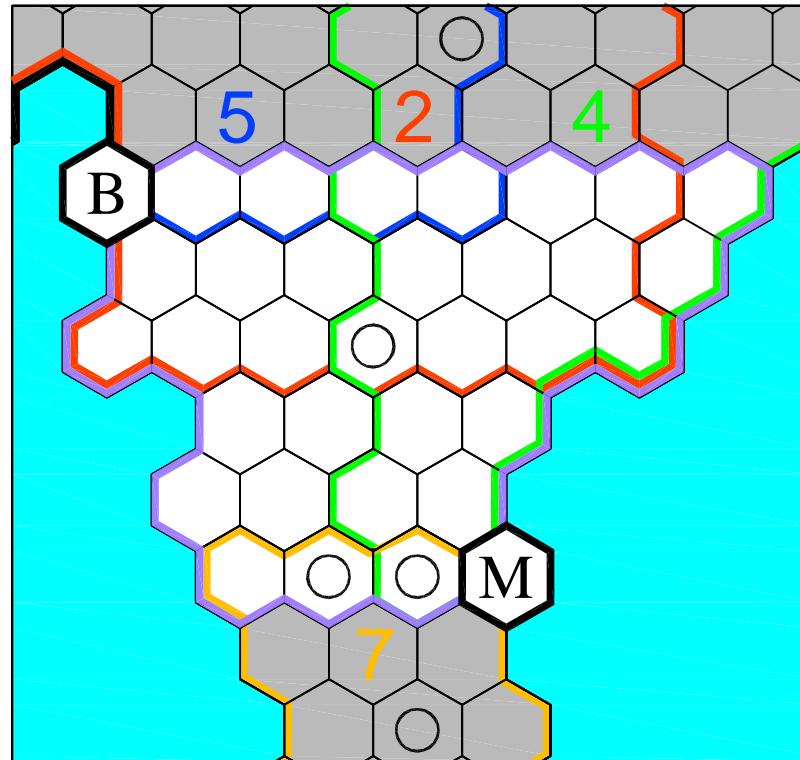
# 1853

## ⑥ MADRAS & SOUTH MAHRATTA RLY.



### PHASES

- |   |   |
|---|---|
| 1 | Trains: 2<br>max. 4 Trains<br>+ <i>yellow</i> Track Tiles         |
| 2 | Trains: 3,2,2M<br>max. 4 Trains<br>+ <i>green</i> Track Tiles     |
| 3 | Trains: 4,3,3M,2M<br>max. 3 Trains<br>+ <i>brown</i> Track Tiles  |
| 4 | Trains: 6,5,4,4M,3M<br>max. 2 Trains<br>+ <i>grey</i> Track Tiles |



- 1 EIR
- 2 GIP
- 3 NWR
- 4 BNR
- 5 BBCI
- 6 MSM
- 7 SIR
- 8 BAR

### COSTS


Track :	normal	smal
single River	40,-	30,-
Rivers	60,-	40,-
Hills	80,-	50,-
Mountains	140,-	70,-
Himalaya	240,-	100,-

# TRAINS

# DEPOTS

# 1853

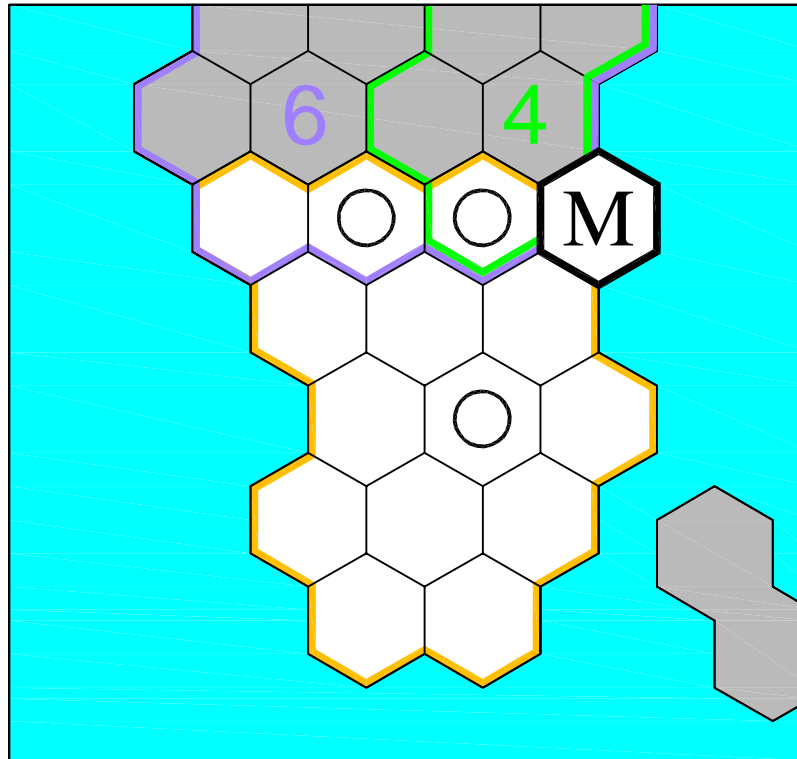
## ⑦ SOUTH OF MADRAS



### PHASES

1	Trains: 2 max. 4 Trains + <i>yellow</i> Track Tiles
2	Trains: 3,2,2M max. 4 Trains + <i>green</i> Track Tiles
3	Trains: 4,3,3M,2M max. 3 Trains + <i>brown</i> Track Tiles
4	Trains: 6,5,4,4M,3M max. 2 Trains + <i>grey</i> Track Tiles

## TRAINS



- 1 EIR
- 2 GIP
- 3 NWR
- 4 BNR
- 5 BBCI
- 6 MSM
- 7 SIR
- 8 BAR

### COSTS


Track :	normal	smal
single River	40,-	30,-
Rivers	60,-	40,-
Hills	80,-	50,-
Mountains	140,-	70,-
Himalaya	240,-	100,-

## DEPOTS

# 1853

# 8

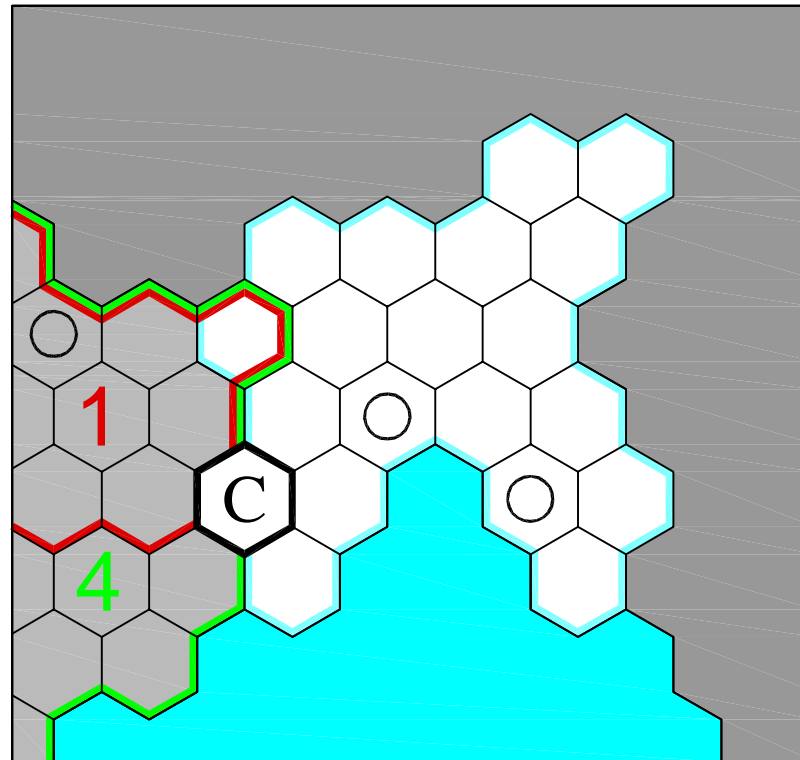
## BENGAL ASSAM RAILWAY



### PHASES

1	Trains: 2 max. 4 Trains + <i>yellow</i> Track Tiles
2	Trains: 3,2,2M max. 4 Trains + <i>green</i> Track Tiles
3	Trains: 4,3,3M,2M max. 3 Trains + <i>brown</i> Track Tiles
4	Trains: 6,5,4,4M,3M max. 2 Trains + <i>grey</i> Track Tiles

## TRAINS



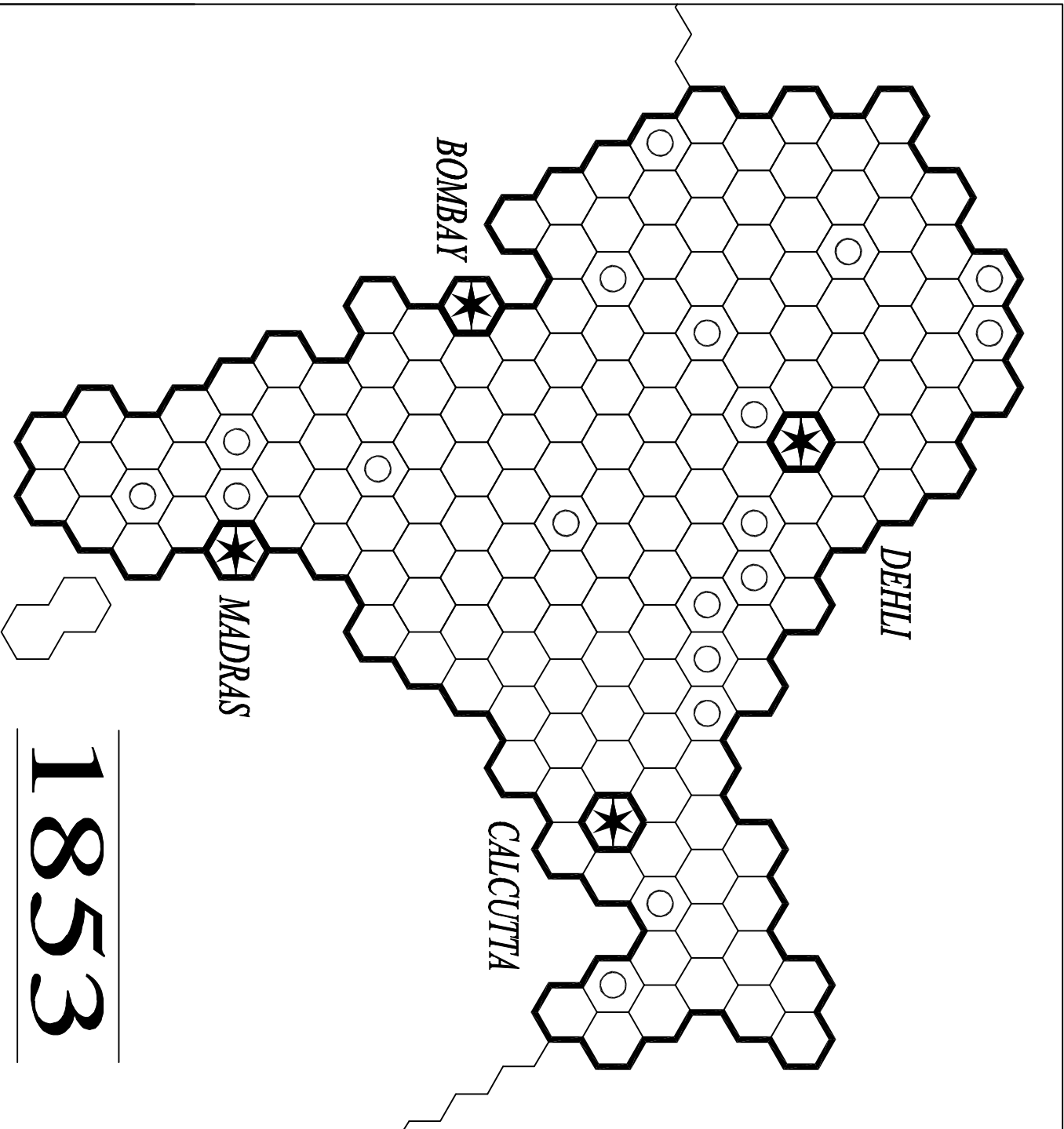
- 1 EIR
- 2 GIP
- 3 NWR
- 4 BNR
- 5 BBCI
- 6 MSM
- 7 SIR
- 8 BAR

### COSTS

Track :	normal	smal
single River	40,-	30,-
Rivers	60,-	40,-
Hills	80,-	50,-
Mountains	140,-	70,-
Himalaya	240,-	100,-

## DEPOTS





Map 1989 by Michael Metz, Berlin